




**Note:**

- Holiday Homework Folder: Attempt all the worksheet given in the holiday homework folder.
- Get Creative: Help your child make an attractive handmade folder with old newspaper decorate it and complete all the holiday homework in it.
- This folder contains Nine pages.

TRACING

Trace the dotted curves with a crayon to help the animals reach their food.




# Activity



## Little Duckling (Colour it)


Join the dots to complete the duckling. Colour it.



# Activity



**Join the dots and colour the ladybug  
with red and black colour**



# PAPER TEARING

Tear the **red**, **green** and **brown** glazed papers into small bits. Smear glue on the picture. Paste the bits to colour the apple.






ACTIVITY

⑤ Colour the fruits only:-



# Activity

⊛ Circle the odd one out in each row.



## Patterns: Curved Lines

Trace the curved lines to make the balls bounce:





# Activity



## My Green World



Dab a small cotton ball with green colour to complete the tree.  
Then draw your favourite fruit.

