



Note:

- Holiday Homework is part of CCSE evaluation of school for first term.
- Holiday Homework is to be attempted on Holiday homework Notebook or as per directed.
- Get Creative – Help your child make an attractive handmade folder with old newspaper. Decorate it and complete all the holiday homework in it.
- This folder contains Ten pages.

Summer Vacation (Holiday / Cognitive Development Homework)

Session (2024-2025)

Name _____

Class – II

Roll. No: _____

English:

- Read chapter 2,3 and write at least 10-10 focus words in each lesson in your Holiday Homework note book. (2 marks)
- Draw a beautiful picture of rainbow and write five lines about it in your Scrapbook. (2 marks)
- Make a beautiful Bookmarks Flash Cards on three Sense Organs. (use A3 size sheet) and Learn a poem related to colours. (2 marks)

Hindi

- पाठ 2, 3 पढ़ो और 20 नए शब्द गृहकार्य कापी में लिखो। (2 marks)
- पाठ-1 'हम नन्हे बच्चे' कविता एक सुन्दर सा चार्ट बनाए (A4 Size) शीट का प्रयोग करे। (2 marks)
- ं, ँ मात्रा से बने शब्द चित्र बनाकर स्कैप बुक में लिखे। (2 marks)
- मेरे विद्यालय पर पाँच पक्तियाँ याद करे। (2 marks)

Maths

- Write 50 to 100 numbers name in your HHW notebook. (2 marks)
- Make a beautiful chart of ordinal number (1 to 10) (use A4 Size sheet) (2 Marks)
- Collect waste materials like paper pencils, broken crayons and straws. Paste them in an increasing and decreasing order of their heights (Use scrap book) (2 marks)
- Learn table 2 to 10 (2 marks)

EVS

- Every picture tells us story listen one story from your relative .Write the story in HHW Notebook (2 Marks)
- Make a Beautiful chart "Grow more trees" Save environment (use A4 size sheet) (2 marks)
- Paste or draw any five picture of internal organ in your scrap book. (2 marks)
- Write 3 lines on Taking Care of our body" in HHW Notebook. (2 marks)

GK

- Draw Indian national flag on scrap book and colour it write five lines on it. (2.5 marks)
- Make a Poster of any cartoon character (Use A3 size Sheet). (2.5 Marks)

Computer-

- Write and learn any 5 parts of computer in you HHW note book (3 marks)

ABACUS:


Draw the finger counting on chart paper 10 to 20 only.

English Activity — (2 Hours)

Activity

🐣 Colour the picture according to the colour code.

- A - Red ■
- B - Blue ■
- C - Green ■
- D - Purple ■
- E - Yellow ■
- F - Orange ■
- H - Pink ■
- I - Brown ■
- J - Black ■



English activity (2 marks)

Yes and No

Look at the picture. Listen to the questions. Colour **yes** or **no**.



- 1. Is Father talking to the boy? yes no
- 2. Is the cat sleeping? yes no
- 3. Can you see the moon in the sky? yes no
- 4. Are there six stars? yes no
- 5. Does the boy look happy? yes no
- 6. Do you have a pet? yes no
- 7. Does anyone tell you a story? yes no
- 8. Do you like stories? yes no

देखो और बताओ

चित्र को ध्यान से देखो, समझो और प्रश्नों के उत्तर बोलो।



- (क) इस चित्र में कितनी चिड़ियाँ हैं? _____
- (ख) लड़की के हाथ में कितने गुब्बारे हैं? _____
- (ग) मछली कौन-से रंग की है? _____
- (घ) पेड़ पर कौन-कौन बैठा है? _____


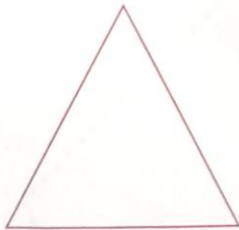




Maths activity — (2 Marks)

SHAPES



Match the following shapes with the similar shaped objects:



E.V.S Activity - Sense organs

★ Draw lines to show the body part each child is using.



see



feel



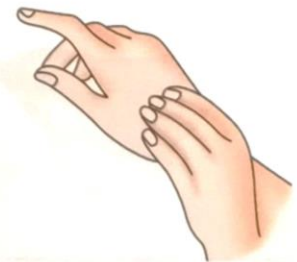
smell



hear



taste



Computer Activity

Name _____ Grade1 _____


Matching - Computer Parts

Directions: Identify and match each computer term. [2marks]



1.

A. Keyboard



2.

B. Monitor




3.

C. Printer



4.

D. CPU



5.

E. Mouse



6.

F. Speakers


Drawing
Activity



Green Vegetable



Tear pieces of green paper and paste them on the vegetable.



Drawing

Activity



Make the Tree Alive

Colour the raindrops. Make leaves by dipping your finger in green paint.

