



Note:

- Holiday Homework is part of CCSE evaluation of school for first term.
- Holiday Homework is to be attempted on Holiday homework Notebook or as per directed.
- Get Creative – Help your child make an attractive handmade folder with old newspaper. Decorate it and complete all the holiday homework in it.
- This folder contains Ten pages.

Summer Vacation (Holiday / Cognitive Development Homework)

Session (2024-2025)

Name _____

Class – I

Roll. No: _____

ENGLISH:

- i. Read Chapter 2 3 and Write Any 15 New Words in Holiday Homework Notebook. (2 Marks)
- ii. Draw or Paste Any Five Picture of Naming Words in Your Scarp book. (3 Marks)

हिंदी:

- i. आ (ा), इ (ि) ई (ी) की मात्रा से बने पांच-पांच शब्द चित्र सहित गृह कार्य कॉपी में करें। (2 अंक)
- ii. सुंदर लेख में स्वर और व्यंजन Scrapbook में करें। (2 अंक)
- iii. महिनो के नाम /दिनों के नाम का चार्ट बनाएं (Use A3 Size Sheet) (2 अंक)
- iv. (ा), (ि), (ी), (ु), (ू) की मात्रा पढ़ने का अभ्यास करें। (2 अंक)

Mathematics:

- i. Learn and write two times table 2 to 5. (2 marks)
- ii. Write 1 to 50 number names in your holiday homework notebook. (2 marks)
(Process: One to Ten, Eleven to Twenty.....)
- iii. Write 1 to 10 ordinal number in scrap book with the help of match sticks. (2 marks)

EVS –

- i. Paste and Draw any five Parts of body picture in your holiday homework notebook. (2 Marks)
- ii. Learn “My Self” at least 7,8 lines. (2 Marks)
- iii. Make a family tree in your scrap book. (2 Marks)
- iv. Make a beautiful Poster of sense organs. (Use A3 Size Sheet) (2 Marks)

G.K.-

- i. Draw and Paste any 10 Picture of our helpers in scrap book. (2.5 Marks)
- ii. Paste any five medicine leaves in your Scrap book (Ex: Neem, Tulsi, Mint, Ajwain, curry Leaves) (2.5 Marks)

Computer

- i. Draw a computer in your scrap book (2.5marks)
(Write name of its parts)

ABACUS:


- i. Draw the finger counting on chart paper 1 to 10 only. Take a reference from the book – 2 of abacus.

English

ACTIVITY

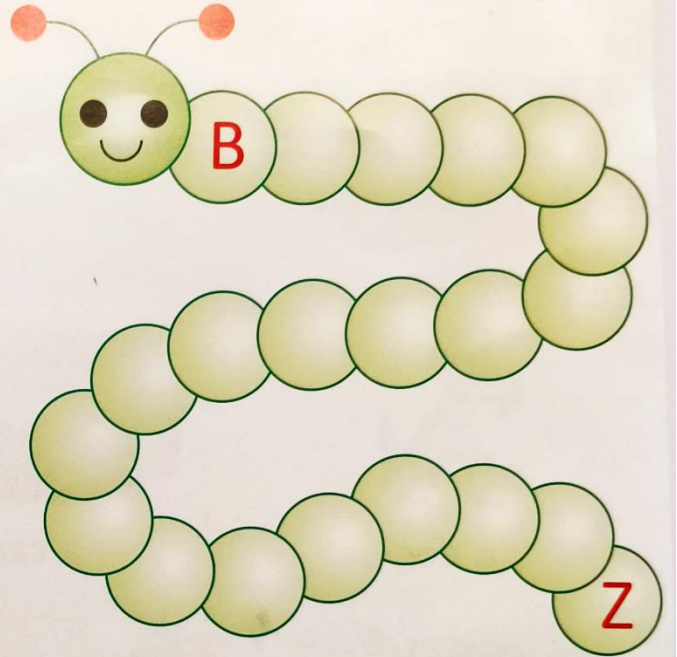
A. Write vowels on each petal of the flower :

1 marks



B. Write consonants on caterpillar :

1 marks



C. Match the pictures with their names :

1 marks



• Kite •



• Fish •



• Lion •

• Apple •



• Ice-cream •




• Watch •



English Activity

(2 marks)

Recall the names of these pictures and write them.




a _____

b _____





c _____

d _____



e _____

f _____




g _____

h _____



i _____

j _____



k _____

l _____



m _____

n _____



हिन्दी किताब

बूझो तो जानें!

1 Mark

1. गोलों में दिए गए वर्णों को ध्यान में रखकर प्रश्नों के उत्तर दीजिए।



(क) 'छ' से पहले कौन-सा वर्ण आता है?

(ख) 'ख' तथा 'घ' के बीच कौन-सा वर्ण आता है?

(ग) 'य' के बाद कौन-सा वर्ण आता है?

(घ) 'ण' के बाद कौन-सा वर्ण आता है?

(ङ) 'ष' से पहले कौन-सा वर्ण आता है?

2. अगला वर्ण कौन-सा? लिखिए।

(1 Mark)

(क) क ख ग

(ख) ट ठ ड

(ग) य र ल

(घ) च छ ज

(ङ) श ष स

संकेत बिंदु

व, झ,

घ, ह, ढ

Maths

Activity → Button pasting

1. Apply glue on the flower.
2. Stick colourful buttons.

Maths Activity = 2 Marks




1. How many Red buttons used _____
2. How many total buttons used _____
3. How many florets (three) in figure _____
4. Total flowers \times total buttons _____

Maths Activity

(2 marks)

Numbers 1 to 10

Count the number of things present in the jungle and write their numbers in the box provided in front of their names:



SQUIRRELS

FLOWERS

MANGOES

DUCKS

FROGS

ANTS

E.V.S Activity

(2 marks)

Our Body

Match each body part with its name:



Eye



Ear



Neck



Finger




Knee



Lips

COMPUTER HARDWARE

DRAG AND DROP THE COMPUTER PARTS ON THE CORRECT PLACE. [25marks]



MONITOR

MOUSE

KEYBOARD

CPU

Drawing activity -

Yellow Fruit

- ✿ Tear pieces of yellow paper and paste them on the fruit.

